

2017 Profile of Older Floridians

Seminole



Population by Age Category		
All Ages	455,062	100.0%
Under 18	98,979	21.8%
Under 60	360,533	79.2%
18-59	261,554	57.5%
60+	94,529	20.8%
65+	67,161	14.8%
70+	44,575	9.8%
75+	28,150	6.2%
80+	17,039	3.7%
85+	9,174	2.0%

Source: Office of Economic and Demographic Research, 2016

Population by Race and Ethnicity		
White	82,531	87.3%
Black	8,694	9.2%
Other Minorities	3,304	3.5%
Total Hispanic	11,420	12.1%
White	10,406	11.0%
Non-White	1,014	1.1%
Total Non-Hispanic	83,109	87.9%
Total Racial and Hispanic Minorities ²	22,404	23.7%

Source: EDR, 2016

Population by Gender		
Male	41,827	44.2%
Female	52,702	55.8%

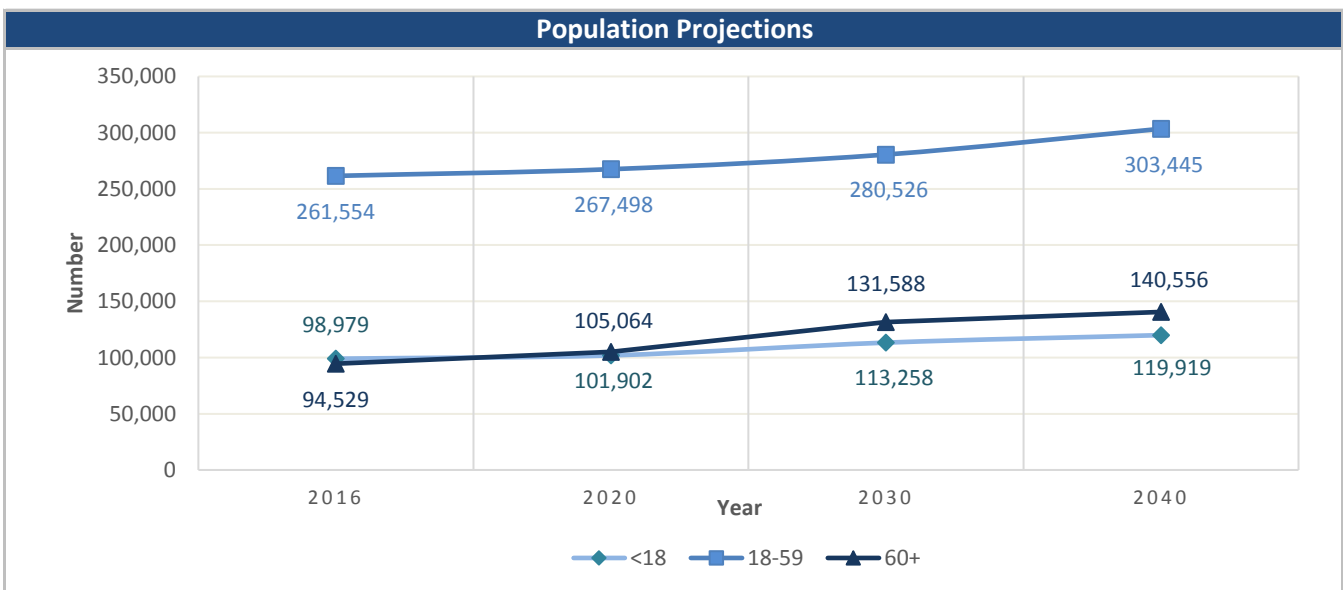
Source: EDR, 2016

English Proficiency	
With Limited English Proficiency ¹	4,691

Source: DOEA calculations based on EDR and 2010-14 ACS data

Financial Status		%
Below Poverty Guideline	7,864	8.3%
Below 125% of Poverty Guideline	12,188	12.9%
Minority Below Poverty Guideline	3,221	3.4%
Minority Below 125% of Poverty Guideline	5,083	5.4%

Source: DOEA calculations based on EDR and 2010-14 ACS data



Source: Office of Economic and Demographic Research, 2016

Unless otherwise noted, the data presented in this *Profile* refers to elder populations in Florida age 60 and older.

2017 Profile of Older Floridians

Seminole



Skilled Nursing Facility (SNF) Utilization	
SNF Beds	1,232
Community Beds	1,232
Sheltered Beds	-
Veterans' Affairs Administration Beds	-
Other Beds	-
SNFs With Beds	10
Community Beds	10
Sheltered Beds	-
Veterans' Affairs Administration Beds	-
Other Beds	-
SNFs With Community Beds	10
Community Bed Days	443,232
Community Patient Days	409,636
Medicaid Patient Days	241,078
Occupancy Rate	92.4%
Percent Medicaid	58.9%

Assisted Living Facility	
Total Beds	2,349
OSS Beds ⁹	284
Non-OSS Beds	2,065
Total Facilities	57
Facilities with ECC License ¹⁰	3
Facilities with LMH License ¹¹	4
Facilities with LNS License ¹²	13

Adult Family Care Homes	
Homes	6
Beds	28

Ambulatory Surgical Centers	
Facilities	7
Operating Rooms	16
Recovery Beds	52

Home Health Agencies	
Agencies	30
Medicaid Certified Agencies	7
Medicare Certified Agencies	11

Hospitals	
Hospitals	4
Hospitals with Skilled Nursing Units	0
Hospital Beds	875
Skilled Nursing Unit Beds	0

Homemaker & Companion Service Companies	
Companies	36

Medicaid & Medicare Eligibility	
Medicaid Eligible - All Ages	61,467
60+ Medicaid Eligible	7,863
Dual Eligible - All Ages	10,232
60+ Dual Eligible	6,963

Adult Day Care	
Facilities	3
Capacity	84

Source for Page: AHCA, 2016

2017 Profile of Older Floridians

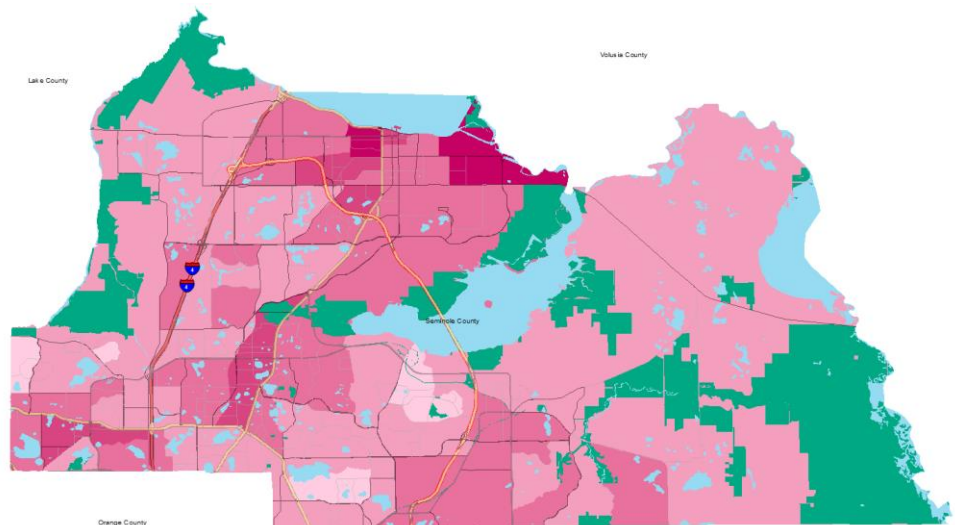
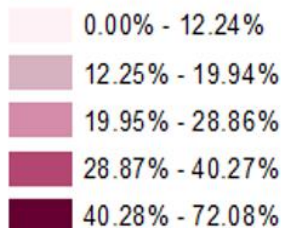
Seminole



Elder Needs Index

Elder Needs Index (all factors)

ENI



The Elder Needs Index (ENI) is a composite measure that includes: (1) the percentage of the 60 and older population that is age 85 and older; (2) the percentage of the 55 and older population who are members of racial or ethnic minority groups; (3) the percentage of the 65 and older population with one or more disability; and (4) the percentage of the 55 and older population living below 125% of the Federal Poverty Level. The Index is an averaged score that indicates senior citizens' overall level of risk for a probable need of social services within a geographic area. It is not a percentage of the area's population. The green areas of the map represent current conservation land such as national parks, state forests, wildlife management areas, local and private preserves. The blue areas of the map represent current water features such as lakes, streams, rivers, and coastlines. Complete maps available at http://elderaffairs.state.fl.us/does/eni_home.php

Source: Florida Department of Elder Affairs using U.S. Census Bureau, 2008-12 ACS data

Useful Websites

- [Office of Economic & Demographic Research \(EDR\)](#)
- [U.S. Census Bureau, American Community Survey](#)
- [U.S. Census Bureau, Quick Facts](#)
- [Agency for Health Care Administration \(AHCA\)](#)

- [FL Division of Emergency Management \(Shelters\)](#)
- [Florida Housing Data Clearinghouse](#)
- [County Chronic Disease Profile](#)

Unless otherwise noted, the data presented in this *Profile* refers to elder populations in Florida age 60 and older.

2017 Profile of Older Floridians

Seminole



¹ Those who report speaking English "Not well" or "Not at all" are defined as having Limited English Proficiency (LEP) in this profile.

² Total Minorities = (60+ Population) - (White Non-Hispanic 60+)

³ A "dependency ratio" is commonly depicted as a ratio of workers to non-workers. Rather than using labor-force participation rates, which fluctuate, a stable dependency ratio can be estimated by using the number of individuals in the population who fall into age groups generally aligned with school-aged kids, working age adults, and retired seniors. For this graphic, working age adults (defined as 18-59) were compared to minors (age 0-17)(youth dependency ratio) and seniors (age 65+)(aged dependency ratio).

⁴ Medically Underserved Areas/Populations are areas or populations designated by Health Resources & Services Administration(HRSA) as having too few primary care providers, high infant mortality, high poverty or a high elderly population.

⁵ Households age 65 and older paying more than 30 percent of income for housing costs (including utilities) and have an income below 50 percent of the area median income.

⁶ Wider Opportunities for Women Elder Economic Security Standard™ Index (Elder Index) measures how much income retired older adults require to meet their basic needs without public or private assistance. The Elder Index measures basic expenses for elders age 65+ living in the community, not in institutions. Annual expenses include: housing, including utilities, taxes, insurance; food; transportation; health care, based on good health; and miscellaneous. Data found at <http://www.basiceconomicsecurity.org/EI/>

⁷ With One Type of Disability: 60+ people who have only one type of disability

⁸ Probable Alzheimer's Cases = (65-74 Population x 0.035430) + (75-84 Population x 0.168209) + (85+ Population x 0.422937) Alzheimer's by Age in 2017 Alzheimer's Disease Facts and Figures Report used to develop calculation can be found at: http://www.alz.org/documents_custom/facts_2017/statesheet_florida.pdf?type=interior_map&facts=undefined&facts=facts

⁹ OSS Beds: Optional State Supplementation Beds. Optional State Supplementation (OSS) is a cash assistance program. Its purpose is to supplement a person's income to help pay for costs in an assisted living facility, mental health residential treatment facility, and adult family care home. It is NOT a Medicaid program.

¹⁰ ECC License: Extended Congregate Care License. The ECC license is a specialty license that enables a facility to provide, directly or through contract, services beyond those permissible under the standard license, including acts performed by licensed nurses, and supportive services defined by rule to persons who otherwise would be disqualified from continued residence in a facility licensed under this part.

¹¹ LMH License: Limited Mental Health License. Any facility intending to admit three or more mental health residents must apply for and obtain a limited mental health license from AHCA's Assisted Living Unit before accepting the third mental health resident.

¹² LNS License: Limited Nursing Services License. The LNS license is a specialty license that enables a facility to provide a select number of nursing services.