

2017 Profile of Older Floridians

Highlands



Population by Age Category		
All Ages	102,730	100.0%
Under 18	17,868	17.4%
Under 60	60,072	58.5%
18-59	42,204	41.1%
60+	42,658	41.5%
65+	34,664	33.7%
70+	26,031	25.3%
75+	17,243	16.8%
80+	9,893	9.6%
85+	5,089	5.0%

Source: Office of Economic and Demographic Research, 2016

Population by Race and Ethnicity		
White	39,938	93.6%
Black	2,179	5.1%
Other Minorities	541	1.3%
Total Hispanic	3,152	7.4%
White	2,923	6.9%
Non-White	229	0.5%
Total Non-Hispanic	39,506	92.6%
Total Racial and Hispanic Minorities ²	5,643	13.2%

Source: EDR, 2016

Population by Gender		
Male	19,587	45.9%
Female	23,071	54.1%

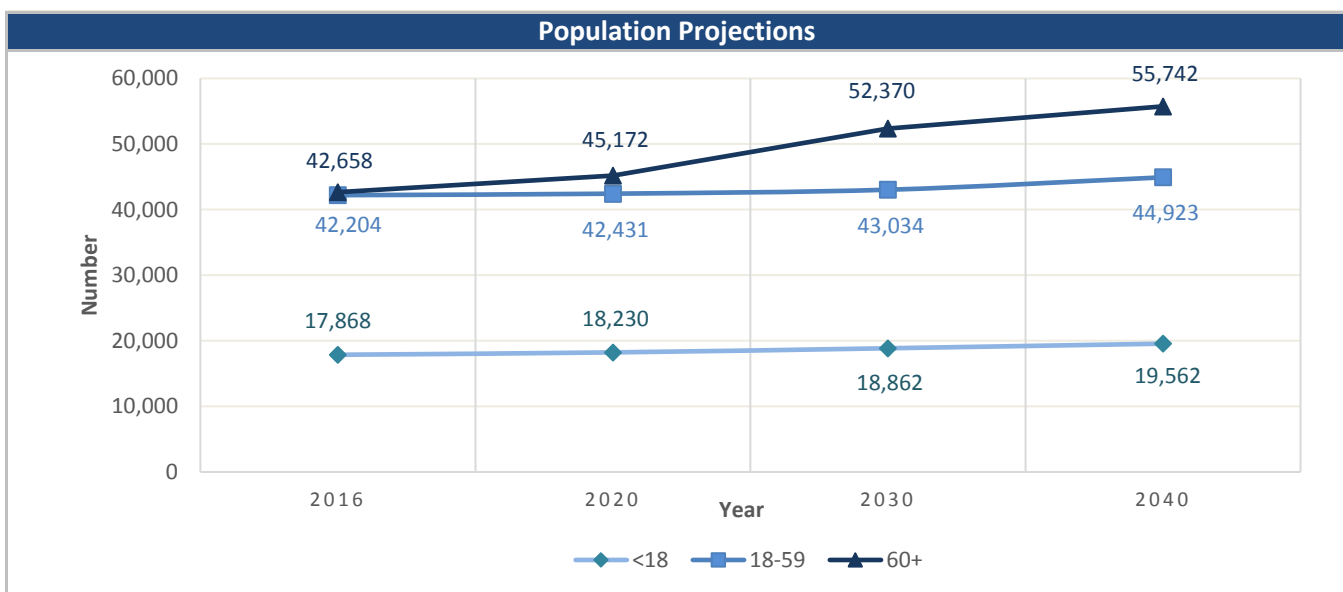
Source: EDR, 2016

English Proficiency	
With Limited English Proficiency ¹	1,416

Source: DOEA calculations based on EDR and 2010-14 ACS data

Financial Status		%
Below Poverty Guideline	4,859	11.4%
Below 125% of Poverty Guideline	6,913	16.2%
Minority Below Poverty Guideline	1,411	3.3%
Minority Below 125% of Poverty Guideline	1,838	4.3%

Source: DOEA calculations based on EDR and 2010-14 ACS data

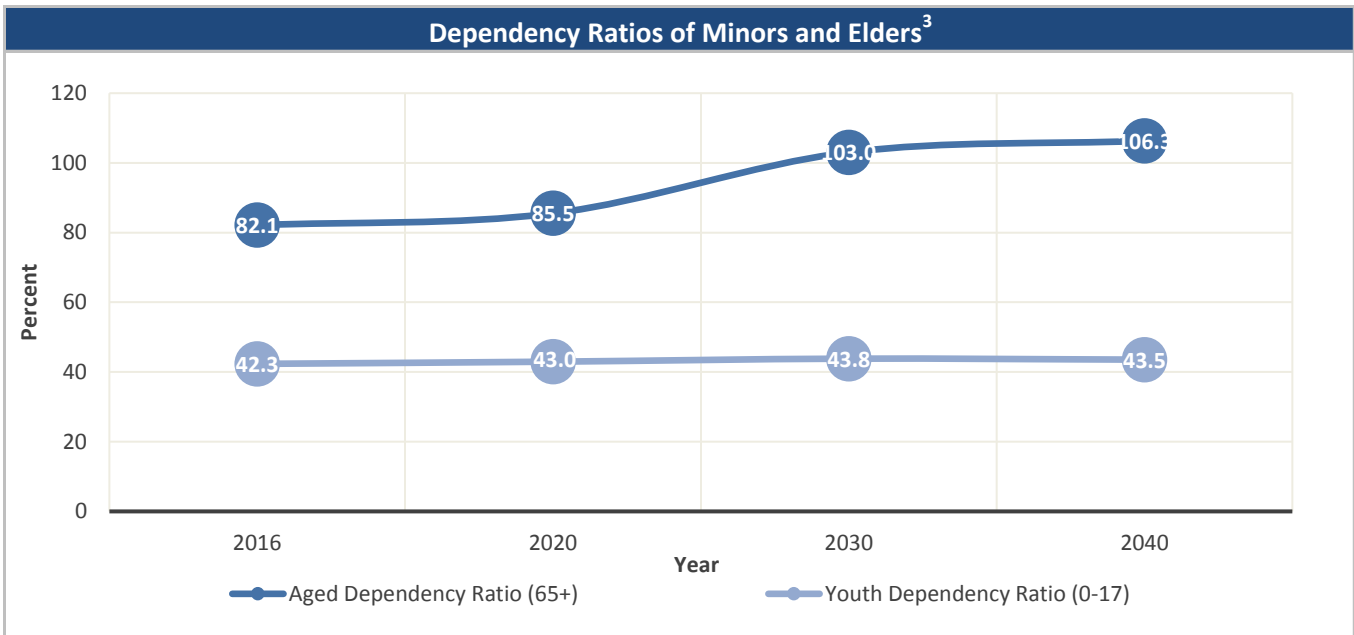


Source: Office of Economic and Demographic Research, 2016

Unless otherwise noted, the data presented in this *Profile* refers to elder populations in Florida age 60 and older.

2017 Profile of Older Floridians

Highlands



Source: Office of Economic and Demographic Research, 2016

Grandparents	
Living With Own Grandchildren*	1,146
Grandparent Responsible for Own Grandchildren*	365
Grandparent Not Responsible for Own Grandchildren*	786
Not Living With Own Grandchildren*	41,506

*Grandchildren Under Age 18

Source: DOEA calculations based on EDR and 2010-14 ACS data

SNAP or Food Stamps	
Participants	2,988
Potentially Eligible	6,913
Participation Rate	43.2%

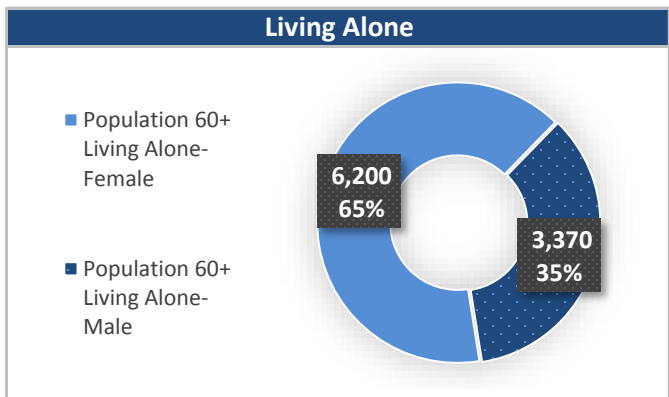
Source: Florida Department of Children and Families, 2016

Rural Designation	
Rural (Yes/No)	YES

Source: Rural Economic Development Initiative

Medically Underserved (65+)	
Total Medically Underserved ⁴	15,069
Living in Areas Defined as Having Medically Underserved Populations	15,069
Living in Medically Underserved Areas	0

Source: DOH and U.S. HHS, Data as of 8/25/2017



Source: DOEA calculations based on EDR and 2010-14 ACS data

Unless otherwise noted, the data presented in this *Profile* refers to elder populations in Florida age 60 and older.

2017 Profile of Older Floridians

Highlands

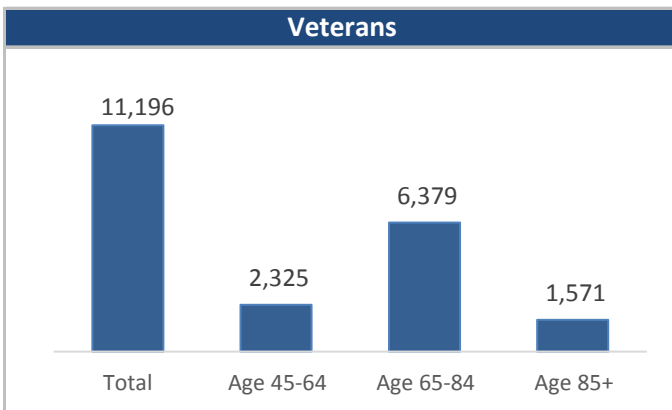


Florida Registered Voters	
Elder Voters	30,526
Percent of All Voters	51.8%

Source: FL Department of State, 2016

Florida Driver's License	
Elder Drivers	34,780
Percent of All Drivers	45.0%

Source: FL Department of Highway Safety & Motor Vehicles, 2016



Source: FL Department of Veterans' Affairs

Households With Cost Burden Above 30% and Income Below 50% Area Median Income (65+) ⁵	
Elder Households	20,938
Percent of All Households	12.8%

Source: The Shimberg Center for Housing Studies, 2016

Cost of Living, Annual Expenses(65+) ⁶	
Single Elders	
Owner without Mortgage	\$17,724
Renter, one bedroom	\$20,688
Owner with Mortgage	\$25,044
Elder Couple	
Owner without Mortgage	\$28,380
Renter, one bedroom	\$31,344
Owner with Mortgage	\$35,700

Source: Wider Opportunities for Women Elder Economic Security Standard™ Index (Elder Index), Data as of 8/16/2017

Retirement (65+)	
Disability Insurance (OASDI) Beneficiaries	27,313
Percent OASDI Beneficiaries	78.8%

Source: DOEA calculations based on EDR and the U.S. Social Security Administration data, 2016

Median Household Income for All Ages	
2011-2015	\$35,093

Source: U.S. Census Bureau, 2011-2015 American Community Survey 5-Year Estimates

Disability Status	
With One Type of Disability ⁷	7,130
With Two or More Disabilities	6,405
Total With Any Disability	
Hearing	5,924
Vision	2,058
Cognitive	2,860
Ambulatory	8,231
Self-Care	2,650
Independent Living	4,685
With No Disabilities	29,123
Probable Alzheimer's Cases (65+) ⁸	4,814

Source: DOEA calculations based on EDR, 2010-14 ACS data, and Alzheimer's Disease Facts and Figures Report, 2017

Medical Professionals	
Medical Doctors	
Licensed	154
Limited License	0
Critical Need Area License	6
Restricted	0
Medical Faculty Certification	0
Public Health Certificate	0
Specialties	
Licensed Podiatric Physicians	7
Licensed Osteopathic Physicians	13
Licensed Chiropractic Physicians	20
Licensed Registered Nurses	1,168

Source: Florida Department of Health, 2016

Unless otherwise noted, the data presented in this *Profile* refers to elder populations in Florida age 60 and older.

2017 Profile of Older Floridians

Highlands



Skilled Nursing Facility (SNF) Utilization	
SNF Beds	598
Community Beds	598
Sheltered Beds	-
Veterans' Affairs Administration Beds	-
Other Beds	-
SNFs With Beds	5
Community Beds	5
Sheltered Beds	-
Veterans' Affairs Administration Beds	-
Other Beds	-
SNFs With Community Beds	5
Community Bed Days	218,868
Community Patient Days	188,796
Medicaid Patient Days	108,834
Occupancy Rate	86.3%
Percent Medicaid	57.6%

Assisted Living Facility	
Total Beds	876
OSS Beds ⁹	57
Non-OSS Beds	819
Total Facilities	10
Facilities with ECC License ¹⁰	1
Facilities with LMH License ¹¹	2
Facilities with LNS License ¹²	6

Adult Family Care Homes	
Homes	-
Beds	-

Ambulatory Surgical Centers	
Facilities	2
Operating Rooms	4
Recovery Beds	12

Home Health Agencies	
Agencies	9
Medicaid Certified Agencies	3
Medicare Certified Agencies	8

Hospitals	
Hospitals	3
Hospitals with Skilled Nursing Units	0
Hospital Beds	323
Skilled Nursing Unit Beds	0

Homemaker & Companion Service Companies	
Companies	12

Medicaid & Medicare Eligibility	
Medicaid Eligible - All Ages	22,486
60+ Medicaid Eligible	3,610
Dual Eligible - All Ages	4,678
60+ Dual Eligible	3,255

Adult Day Care	
Facilities	1
Capacity	60

Source for Page: AHCA, 2016

2017 Profile of Older Floridians

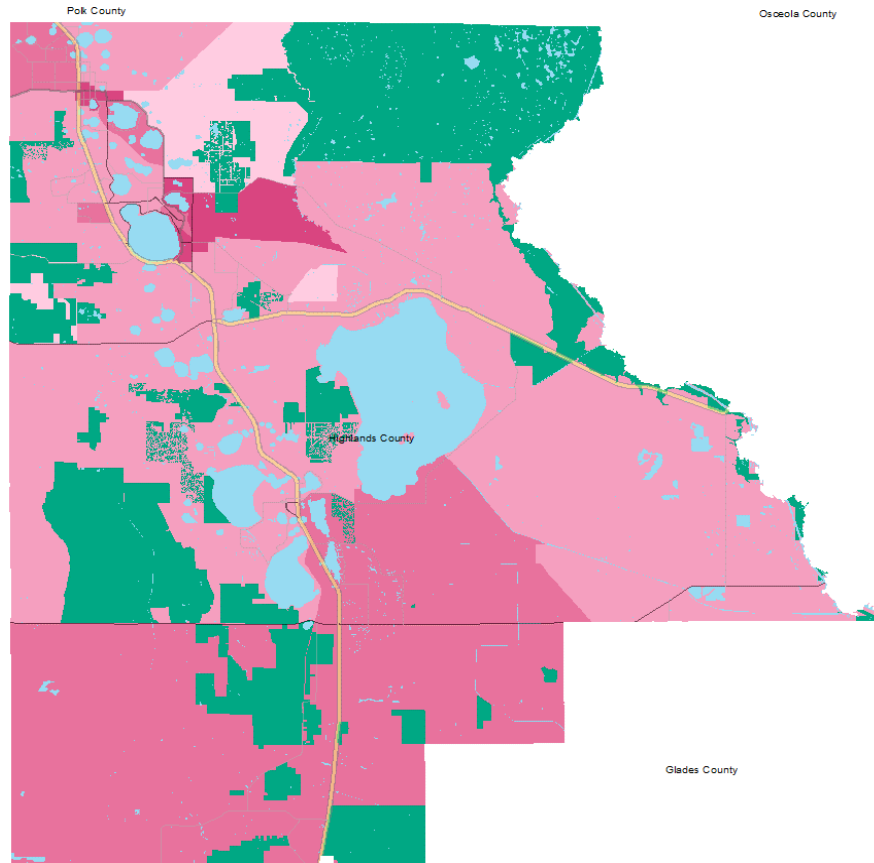
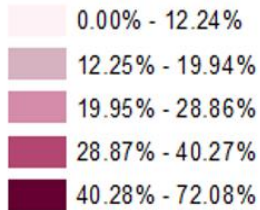
Highlands



Elder Needs Index

Elder Needs Index (all factors)

ENI



The Elder Needs Index (ENI) is a composite measure that includes: (1) the percentage of the 60 and older population that is age 85 and older; (2) the percentage of the 55 and older population who are members of racial or ethnic minority groups; (3) the percentage of the 65 and older population with one or more disability; and (4) the percentage of the 55 and older population living below 125% of the Federal Poverty Level. The Index is an averaged score that indicates senior citizens' overall level of risk for a probable need of social services within a geographic area. It is not a percentage of the area's population. The green areas of the map represent current conservation land such as national parks, state forests, wildlife management areas, local and private preserves. The blue areas of the map represent current water features such as lakes, streams, rivers, and coastlines. Complete maps available at http://elderaffairs.state.fl.us/doa/eni_home.php

Source: Florida Department of Elder Affairs using U.S. Census Bureau, 2008-12 ACS data

Useful Websites

[Office of Economic & Demographic Research \(EDR\)](#)
[U.S. Census Bureau, American Community Survey](#)
[U.S. Census Bureau, Quick Facts](#)
[Agency for Health Care Administration \(AHCA\)](#)

[FL Division of Emergency Management \(Shelters\)](#)
[Florida Housing Data Clearinghouse](#)
[County Chronic Disease Profile](#)

2017 Profile of Older Floridians

Highlands



¹ Those who report speaking English "Not well" or "Not at all" are defined as having Limited English Proficiency (LEP) in this profile.

² Total Minorities = (60+ Population) - (White Non-Hispanic 60+)

³ A "dependency ratio" is commonly depicted as a ratio of workers to non-workers. Rather than using labor-force participation rates, which fluctuate, a stable dependency ratio can be estimated by using the number of individuals in the population who fall into age groups generally aligned with school-aged kids, working age adults, and retired seniors. For this graphic, working age adults (defined as 18-59) were compared to minors (age 0-17)(youth dependency ratio) and seniors (age 65+)(aged dependency ratio).

⁴ Medically Underserved Areas/Populations are areas or populations designated by Health Resources & Services Administration(HRSA) as having too few primary care providers, high infant mortality, high poverty or a high elderly population.

⁵ Households age 65 and older paying more than 30 percent of income for housing costs (including utilities) and have an income below 50 percent of the area median income.

⁶ Wider Opportunities for Women Elder Economic Security Standard™ Index (Elder Index) measures how much income retired older adults require to meet their basic needs without public or private assistance. The Elder Index measures basic expenses for elders age 65+ living in the community, not in institutions. Annual expenses include: housing, including utilities, taxes, insurance; food; transportation; health care, based on good health; and miscellaneous. Data found at <http://www.basiceconomicsecurity.org/EI/>

⁷ With One Type of Disability: 60+ people who have only one type of disability

⁸ Probable Alzheimer's Cases = (65-74 Population x 0.035430) + (75-84 Population x 0.168209) + (85+ Population x 0.422937) Alzheimer's by Age in 2017 Alzheimer's Disease Facts and Figures Report used to develop calculation can be found at: http://www.alz.org/documents_custom/facts_2017/statesheet_florida.pdf?type=interior_map&facts=undefined&facts=facts

⁹ OSS Beds: Optional State Supplementation Beds. Optional State Supplementation (OSS) is a cash assistance program. Its purpose is to supplement a person's income to help pay for costs in an assisted living facility, mental health residential treatment facility, and adult family care home. It is NOT a Medicaid program.

¹⁰ ECC License: Extended Congregate Care License. The ECC license is a specialty license that enables a facility to provide, directly or through contract, services beyond those permissible under the standard license, including acts performed by licensed nurses, and supportive services defined by rule to persons who otherwise would be disqualified from continued residence in a facility licensed under this part.

¹¹ LMH License: Limited Mental Health License. Any facility intending to admit three or more mental health residents must apply for and obtain a limited mental health license from AHCA's Assisted Living Unit before accepting the third mental health resident.

¹² LNS License: Limited Nursing Services License. The LNS license is a specialty license that enables a facility to provide a select number of nursing services.