

2017 Profile of Older Floridians

Baker



Population by Age Category		
All Ages	27,551	100.0%
Under 18	6,667	24.2%
Under 60	22,262	80.8%
18-59	15,595	56.6%
60+	5,289	19.2%
65+	3,643	13.2%
70+	2,318	8.4%
75+	1,358	4.9%
80+	714	2.6%
85+	316	1.1%

Source: Office of Economic and Demographic Research, 2016

Population by Race and Ethnicity		
White	4,745	89.7%
Black	488	9.2%
Other Minorities	56	1.1%
Total Hispanic	72	1.4%
White	70	1.3%
Non-White	2	0.0%
Total Non-Hispanic	5,217	98.6%
Total Racial and Hispanic Minorities ²	614	11.6%

Source: EDR, 2016

Population by Gender		
Male	2,502	47.3%
Female	2,787	52.7%

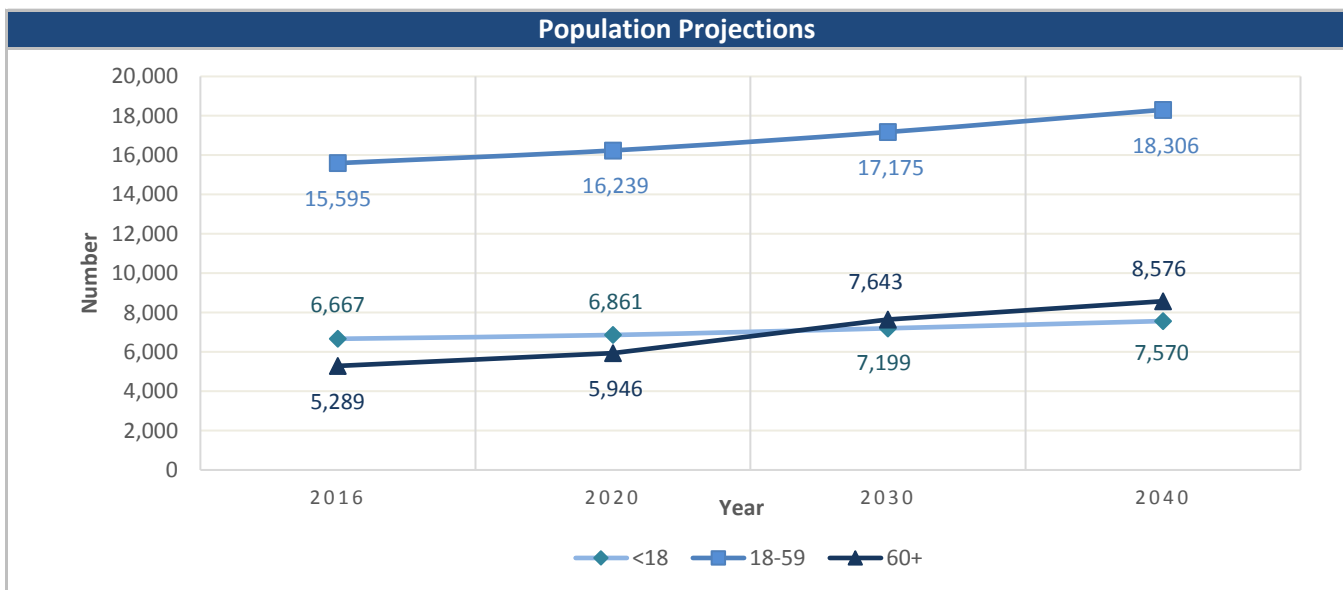
Source: EDR, 2016

English Proficiency	
With Limited English Proficiency ¹	16

Source: DOEA calculations based on EDR and 2010-14 ACS data

Financial Status		%
Below Poverty Guideline	540	10.2%
Below 125% of Poverty Guideline	782	14.8%
Minority Below Poverty Guideline	76	1.4%
Minority Below 125% of Poverty Guideline	99	1.9%

Source: DOEA calculations based on EDR and 2010-14 ACS data



Source: Office of Economic and Demographic Research, 2016

Unless otherwise noted, the data presented in this *Profile* refers to elder populations in Florida age 60 and older.

2017 Profile of Older Floridians

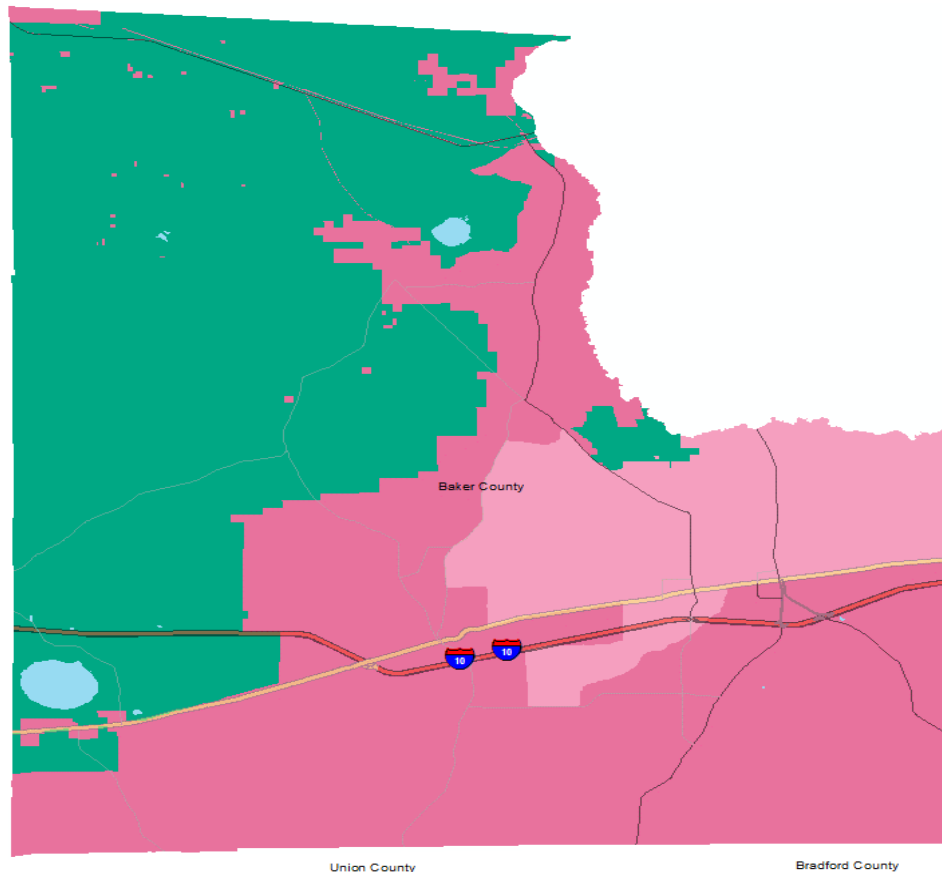
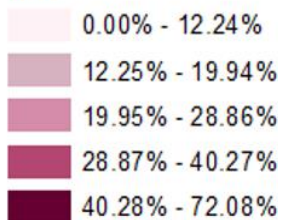
Baker



Elder Needs Index

Elder Needs Index (all factors)

ENI



The Elder Needs Index (ENI) is a composite measure that includes: (1) the percentage of the 60 and older population that is age 85 and older; (2) the percentage of the 55 and older population who are members of racial or ethnic minority groups; (3) the percentage of the 65 and older population with one or more disability; and (4) the percentage of the 55 and older population living below 125% of the Federal Poverty Level. The Index is an averaged score that indicates senior citizens' overall level of risk for a probable need of social services within a geographic area. It is not a percentage of the area's population. The green areas of the map represent current conservation land such as national parks, state forests, wildlife management areas, local and private preserves. The blue areas of the map represent current water features such as lakes, streams, rivers, and coastlines. Complete maps available at http://elderaffairs.state.fl.us/does/eni_home.php

Source: Florida Department of Elder Affairs using U.S. Census Bureau, 2008-12 ACS data

Useful Websites

[Office of Economic & Demographic Research \(EDR\)](#)
[U.S. Census Bureau, American Community Survey](#)
[U.S. Census Bureau, Quick Facts](#)
[Agency for Health Care Administration \(AHCA\)](#)

[FL Division of Emergency Management \(Shelters\)](#)
[Florida Housing Data Clearinghouse](#)
[County Chronic Disease Profile](#)

Unless otherwise noted, the data presented in this *Profile* refers to elder populations in Florida age 60 and older.

2017 Profile of Older Floridians

Baker



¹ Those who report speaking English "Not well" or "Not at all" are defined as having Limited English Proficiency (LEP) in this profile.

² Total Minorities = (60+ Population) - (White Non-Hispanic 60+)

³ A "dependency ratio" is commonly depicted as a ratio of workers to non-workers. Rather than using labor-force participation rates, which fluctuate, a stable dependency ratio can be estimated by using the number of individuals in the population who fall into age groups generally aligned with school-aged kids, working age adults, and retired seniors. For this graphic, working age adults (defined as 18-59) were compared to minors (age 0-17)(youth dependency ratio) and seniors (age 65+)(aged dependency ratio).

⁴ Medically Underserved Areas/Populations are areas or populations designated by Health Resources & Services Administration(HRSA) as having too few primary care providers, high infant mortality, high poverty or a high elderly population.

⁵ Households age 65 and older paying more than 30 percent of income for housing costs (including utilities) and have an income below 50 percent of the area median income.

⁶ Wider Opportunities for Women Elder Economic Security Standard™ Index (Elder Index) measures how much income retired older adults require to meet their basic needs without public or private assistance. The Elder Index measures basic expenses for elders age 65+ living in the community, not in institutions. Annual expenses include: housing, including utilities, taxes, insurance; food; transportation; health care, based on good health; and miscellaneous. Data found at <http://www.basiceconomicsecurity.org/EI/>

⁷ With One Type of Disability: 60+ people who have only one type of disability

⁸ Probable Alzheimer's Cases = (65-74 Population x 0.035430) + (75-84 Population x 0.168209) + (85+ Population x 0.4221137) Alzheimer's by Age in 2017 Alzheimer's Disease Facts and Figures Report used to develop calculation can be found at: http://www.alz.org/documents_custom/facts_2017/statesheet_florida.pdf?type=interior_map&facts=undefined&facts=facts

⁹ OSS Beds: Optional State Supplementation Beds. Optional State Supplementation (OSS) is a cash assistance program. Its purpose is to supplement a person's income to help pay for costs in an assisted living facility, mental health residential treatment facility, and adult family care home. It is NOT a Medicaid program.

¹⁰ ECC License: Extended Congregate Care License. The ECC license is a specialty license that enables a facility to provide, directly or through contract, services beyond those permissible under the standard license, including acts performed by licensed nurses, and supportive services defined by rule to persons who otherwise would be disqualified from continued residence in a facility licensed under this part.

¹¹ LMH License: Limited Mental Health License. Any facility intending to admit three or more mental health residents must apply for and obtain a limited mental health license from AHCA's Assisted Living Unit before accepting the third mental health resident.

¹² LNS License: Limited Nursing Services License. The LNS license is a specialty license that enables a facility to provide a select number of nursing services.